

Coverall Bibs

Eileen Troemel

Coverall Bibs

© 2018 by Eileen Troemel

Published by Stone Publishing at Smashwords
A division of Stone Enterprises

Cover by Eileen Troemel

Smashwords Edition, License Notes: This ebook is licensed for your personal enjoyment only. This ebook may not be re-sold or given away to other people. If you would like to share this book with another person, please purchase an additional copy for each recipient. If you're reading this book and did not purchase it, or it was not purchased for your use only, then please return to Smashwords.com and purchase your own copy. Thank you for respecting the hard work of this author.

All rights reserved. No parts of this book may be reproduced or transmitted in any form without written permission from the publisher, except by reviewers who may quote brief excerpts in connection with a review.

Other books by this author:

Secret Past
Moon Affirmations Daily Meditations Using the Moon Phases to Focus Your Energy
Moments in Nature
Moments in Spirit
Moments in Life
Murder Next Door
Wayfarer Aegis
Wayfarer Series
Defenders Series
Dragon Lord's Mate
Draconian Peace
Rise of the Ancients

Other Crochet Patterns

Arched Square Afghan
Bandana X
Bobbie Scarf
Broomstick in a Log Cabin Afghan
Broomstick Lace Scarf
Chains and Ribs Scarf
Climbing Vine Scarf
Dish Towel with Hanger
Doubled Up Dishtowel
Drop Stitch Dishtowel
Drunken Doubles
Easy Trivet
Faux Crocodile Beret
Fiesta Throw
Fillet Based Vines
Framed Tipped Lattice Afghan
Half Dozen Headbands
Half Dozen Thread Headbands
Infinitely Luxurious
Jute & Cotton Baskets
Lacy Length
Ladder Scarf
Large Shell Cowl
Lattice Scarf
Light and Lacy
Loopy Afghan
Plaid Scarf
Puff Blanket
Puff Chain Scarf
Red Blocks Scarf
Scrubbies
Set of Squares
Shades of Blue Scarf
Soft Sunshine Afghan
Spring Scarf
Tipped Doubles Scarf
Triangular Scarf
V Stitch Beret
Warm Winter Set
Woven Winter Scarf
Zig Zag Scarf

Acknowledgements:

To Tia and her kids who love my bibs or super capes.

Textured Bib

Materials

1 skein Lily Sugar'n Cream Hot White

1 skein Lily Sugar'n Cream Hot Green

H hook

Gauge

2 rows= 1"

1 sc 1 dc 1 sc = 1"

Measurement

11" x 13.25"

Abbreviations

Ch chain

Sl st slip stitch

Dc double crochet

Sc single crochet

Specialty stitches

Foundation single crochet

Ch 2, pull up a loop, yo, pull up a loop, yo pull through both loops on hook

Pattern

31 fsc

Row 1: ch 1 sc in same stitch, * dc in next stitch, sc in next stitch * across to last stitch, dc in last stitch

Row 2: ch 2, dc in same stitch, *sc in next stitch, dc in next stitch * rep across

Row 3 - 6 : repeat row 1

Row 7 - 8: change to white

Row 9 - 30: repeat rows 1 - 7. 5 rows green, 2 rows white.

Shoulders

Row 31: ch 1, sc in same stitch, * dc in next stitch, sc in next stitch * for 10 stitches

Row 32 - 37 : repeat row 30

For 2nd shoulder

Starting in the opposite corner, repeat row 30 - 36 of the other shoulder.

Finishing

With white, join in a corner with a sl st, ch 1, sc, sc in each stitch to the corner.

To create the tie, ch 50, sl st in 2nd ch from hook and each ch. Sc in corner, sc in end of each row.

Create a 2nd tie in the same manner as the first.

Sc in each end of row and stitch, join with sl st to beginning sc.

V-stitch Bib

Materials

1 skein Lily Sugar'n Cream Hot Green
1 skein Lily Sugar'n Cream Yellow
H hook

Gauge

2 rows & 1 V stitch = 1"

Measurement

11 x 13

Abbreviations

ch chain
sl st slip stitch
dc double crochet

Specialty Stitches

V stitch
dc, ch 1, dc in indicated space / chain

Pattern

ch 46

Row 1: dc in 4th ch from hook *skip 2 ch, V stitch* across

Row 2 - 17: Ch 3 * in ch 1 space of V stitch, V stitch* across, dc in top of turning chain

Shoulder

Row 18: Ch 3 *V stitch in 4 V stitches

Row 19: sl st in ch 1 space of V stitch, ch 4, dc in ch 1 space; V stitch across

Row 20: rep row 18

Row 21 - 22: rep row 19 - 20, end off

Repeat rows 18 - 22 for second shouler

Finishing

With contrasting color, join in a corner with a sl st, ch 1, sc, sc in each stitch to the corner.

To create the tie, ch 50, sl st in 2nd ch from hook and each ch. Sc in corner, sc in end of each row.

Create a 2nd tie in the same manner as the first.

Sc in each end of row and stitch, join with sl st to beginning sc.

Other Crochet Patterns Available:

Bandana X



Eileen Troemel

BOBBLE SCARF




EILEEN TROEMEL

BROOMSTICK LACE SCARF




EILEEN TROEMEL

Broomstick in a Log Cabin Afghan



Eileen Troemel

Chains & Ribs




Eileen Troemel

Climbing Vine Scarf




Eileen Troemel

DISH TOWEL WITH HANGER




EILEEN TROEMEL

Doubled Up Dishtowel



Eileen Troemel

Drop Stitch Dishtowel



Eileen Troemel

Drunken Doubles




Eileen Troemel

Easy Trivet



Eileen Troemel

FAUX CROCODILE BERET



EILEEN TROEMEL

Fiesta Throw




Eileen Troemel

Vines



Eileen Troemel

Framed Tipped Lattice Afghan



Eileen Troemel

Half Dozen Headbands



Eileen Troemel

Half Dozen Thread Headbands



Eileen Troemel

Infinitely Luxurious



Eileen Troemel

Jute & Cotton Baskets



Eileen Troemel

Light and Lacy



Eileen Troemel

Lacy Length




Eileen Troemel

Lattice Scarf



Eileen Troemel

Loopy Afghan



Eileen Troemel

Plaid Scarf




Eileen Troemel

Puff Chain Scarf



Eileen Troemel

Red Blocks Scarf




Eileen Troemel

SHAWL SQUARED




EILEEN TROEMEL

SCRUBBIES



EILEEN TROEMEL

Soft Sunshine Afghan



Eileen Troemel

Shades of Blue




Eileen Troemel

Sparkling Squiggle Scarf



Eileen Troemel

Spring Scarf



Eileen Troemel

