

Framed Tipped Lattice Afghan

Eileen Troemel

Framed Tipped Lattice Afghan

© 2017 by Eileen Troemel

Published by Stone Publishing at Smashwords
A division of Stone Enterprises

Cover by Eileen Troemel

Smashwords Edition, License Notes: This ebook is licensed for your personal enjoyment only. This ebook may not be re-sold or given away to other people. If you would like to share this book with another person, please purchase an additional copy for each recipient. If you're reading this book and did not purchase it, or it was not purchased for your use only, then please return to Smashwords.com and purchase your own copy. Thank you for respecting the hard work of this author.

All rights reserved. No parts of this book may be reproduced or transmitted in any form without written permission from the publisher, except by reviewers who may quote brief excerpts in connection with a review.

Other books by this author:

Secret Past

Moon Affirmations Daily Meditations Using the Moon Phases to Focus Your Energy

Moments in Nature

Moments in Spirit

Moments in Life

Murder Next Door

Wayfarer Aegis

Wayfarer Series

Defenders Series

Dragon Lord's Mate

A Journey Home

A Bright Future

The Creaky Old House

Death Waits

Incidental Characters

Witches' Tower

Other Crochet Patterns

Bandana X

Bobble Scarf

Broomstick Lace Scarf

Chains and Ribs Scarf

Climbing Vine Scarf

Dish Towel with Hanger

Doubled Up Dishtowel

Drop Stitch Dishtowel

Drunken Doubles

Easy Trivet

Faux Crocodile Beret

Fiesta Throw

Fillet Based Vines

Half Dozen Headbands

Half Dozen Thread Headbands

Lacy Length

Ladder Scarf\

Large Shell Cowl

Lattice Scarf

Light and Lacy

Loopy Afghan

Plaid Scarf

Puff Blanket

Puff Chain Scarf

Red Blocks Scarf

Scrubbies

Shades of Blue Scarf

Soft Sunshine Afghan

Spring Scarf

Tipped Doubles Scarf

Triangular Scarf

V Stitch Beret

Warm Winter Set

Woven Winter Scarf

Zig Zag Scarf

Acknowledgements:

My daughter loves these fleece blankets and inspires me to stretch my creativity

Framed Tipped Lattice Afghan



Materials

Bernat blanket 4 skeins
M/13/9 mm Hook

Gauge

1 row = 1"
Dc, ch 1 = 1"

Measurements

53 X 74

Abbreviations

ch chain
hdc half double crochet
sc single crochet
fsc foundation single crochet
sk skip
dc double crochet
tr triple crochet

Pattern

Ch 100

Row 1:

Dc in 6th ch from hook, *ch 1, skip 1 ch, dc in next ch* across turn

Row 2: ch 4 (counts as dc, ch 1), skip ch 1 space, dc in dc, *ch 1, skip ch 1 space, dc in dc* across

Row 3: ch 3, skip next ch 1 space and dc, *dc in next ch 1 space, ch 3, 3 dc around post of dc, skip next ch 1 space,** dc in next dc, ch 1, skip next ch 1 space, * across ending last repeat at ** dc in 3rd ch of turning ch

Row 4: ch 5, (counts as dc, ch 2), skip 4 dc, *sc in top of ch 3 loop, ch 2,** dc in next dc, ch 2, skip 3 dc, * across ending last repeat at ** dc in 3rd ch of turning ch

Row 5: ch 4, (counts as dc, ch 1), *(dc, ch 1) in each of next 2 ch 2 spaces,** dc in next dc, ch 1, rep from * across ending last repeat at **, dc in 3rd ch of turning she










Rep rows 2-5 until piece measures approximately ??, rep row 2. At end, do not turn or end off





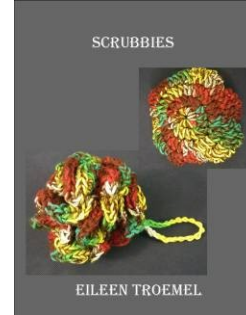


Border

Row 1; ch 4, turn piece to worked down side, * dc, ch1 in end of each row to corner*. In corner, dc, ch 3, dc. Across the bottom, ch 1 *dc, ch 1, in bottom of dc* across to corner. Dc in bottom of last stitch, ch 3, dc in end of row, ch 1 (corner complete). *dc, ch 1 in end of each row* across to corner. Dc, ch 3, dc in top of turning ch for corner. Ch 1, *dc, ch 1 in each dc* across to last dc. Dc, ch 3, sl st in 3rd ch.


Row 2: ch 3, 2 dc in ch space, *dc in dc, dc in ch 1 space* rep to corner. (3 dc in ch 3 space, dc in each dc and ch space across) the bottom rep up the side, repeat between () across top, 3 dc in corner, dc in next dc, join with sl st, end off

Other Crochet Patterns Available:





WOVEN WINTER SCARF



EILEEN TROEMEL

Zig Zag Scarf



Eileen Troemel